

Report on the 2010 Michigan Clubhouse Survey

December 25, 2010

Prepared for:

Michigan Department of Community Health

Prepared by:

Esther E. Onaga, Ph.D.

Eun-Jin Han, M.A.

Jung Ah Lee, M.S.W.

Department of
Human Development & Family Studies

Michigan State University

East Lansing, MI

With consultation by

Su Min Oh, Ph.D.

Michigan Department of Community Health



Michigan Clubhouse Program and Performance Indicators: 2009-2010

Executive Summary

The clubhouse model of psychiatric rehabilitation has been extensively replicated throughout the United States as well as in over 300 clubhouses around the world, creating international community of clubhouses. Today Michigan has 45 clubhouses associated with 18 different Prepaid Inpatient Health Plan (PIHP) providers in Michigan. They are located in urban, suburban, and rural areas serving approximately 2836 active members according to the report by 44 clubhouses who participated in the survey.

The goal of this report is to quantitatively describe the program and performance indicators of clubhouses in Michigan. A second goal is to provide clubhouses and stakeholders information about how Michigan clubhouses are performing. And a third goal is to provide information that can stimulate discussion within each of the clubhouses about areas for improvement.

Data was collected on several dimensions: Organization, Staff, Membership, Employment, Education, Member Support Services, Housing or Living Situation, Outreach, Social and Recreational Activities and Social Connected in the Community.

For the reporting period of July 1, 2009 through June 30, 2010:

- **Budget:** The annual budget for the clubhouses varied widely from \$70,424 to \$1,074,487 with an average of \$466,275.
- **Length of Operation in Years:** The duration of existence for Michigan clubhouses varied widely from 2 years to 32 years with an average of 14 years.

- **Membership:** The members who listed their clubhouse in their IPOS ranged from 27 to 378 with an average of 84.2 per clubhouse.
- **Housing status:** Nine hundred and six members (31.9%) out of the 2836 active members live in group homes. One hundred fifty-one members moved from group homes to more independent living status in the year.
- **Employment:** The percentage of members engaged in Transitional Employment of the individual type ranges from 0.5% to 62.7% with an average of 15.2%. Supported Employment numbers ranged from 1.3% to 26.1% of the members participating with an average of 8.9%.
- **Psychiatric Hospitalization:** A total of 386 members were admitted for psychiatric hospitalization.

The clubhouses in Michigan provided a wide array of member supports such as outreach services, transportation services, and health/wellness programs, as well as community based vocational and educational opportunities. During the period between July 1, 2009 and June 30, 2010, clubhouses were open on an aggregate of 3,152 Saturdays, Sundays, evenings, and holidays. Social and recreational activities at the 42 clubhouses had an aggregate attendance of approximately 23,155. This includes members who attended multiple events. Such activities help meet the members' needs for companionship and socialization.

“Before my clubhouse experience, I hung out with the wrong people, didn’t take care of my medical needs and got into a lot of trouble. My case manager told me about Clubhouse. I liked the atmosphere and needed something to keep me busy, so I decided to try it out. All I did at Clubhouse at first was phones, until the training grant came along, then everything sort of blossomed after that. Clubhouse paid for me to get my chauffeur’s license, so I could drive agency vehicles for the training grant and for member transport. I started to do public speaking and built two web sites. When I first started with the training stuff I felt shy and stuck to doing just the computer. As I got more comfortable, I started to talk more.”

– Matt

Table of Contents

| | |
|---|-----------|
| <i>Introduction and Method</i> | <i>1</i> |
| <i>Structural Program Indicators</i> | <i>2</i> |
| <i>Operational Program Indicators</i> | <i>8</i> |
| <i>Clubhouse Performance Indicators</i> | <i>27</i> |
| <i>Conclusion</i> | <i>35</i> |
| <i>References</i> | <i>36</i> |
| <i>Appendix: The Survey</i> | <i>37</i> |

Michigan Clubhouse Program and Performance Indicators: 2009-2010

Introduction

The clubhouse model is based on Fountain House established in 1948 in New York City. It is a community based program with the philosophy of creating a supportive, positive environment in which individuals with psychiatric disabilities work side by side with staff engaged in the daily operations and decisions of the program (Beard, Propst, & Malamud, 1982). Through involvement in daily responsibilities and meaningful work in the clubhouse, members establish a sense of recovery. Joining others in work is considered an activity that enhances self-worth through a person's accomplishments and also providing a means to build relationships (Beard, Propst, & Malamud, 1982). The philosophy of the clubhouse is to enhance personal empowerment and self-esteem through individual and community involvement (Vandiver et al., 2002). Clubhouses provide a wide range of services, including employment and vocational supports, education, outreach, advocacy, housing, assistance with accessing health care, substance abuse services, and social support (McKay, Johnsen, Banks, & Stein, 2006). The primary community activity within a clubhouse is the work-ordered day in which members and staff work side-by-side to operate the program (Bolton & Roessler, 1986). The work-ordered day sends a clear message to members that they are capable, competent, and needed (Marcias, Barreira, Alden, & Boyd, 2001). Clubhouse community also helps members restore confidence and develop skills required to lead socially and vocationally satisfying lives (Lucca, 2000). The clubhouse model provides a variety of employment options to its members, including transitional, supported, and independent employment (Schonebaum, Boyd, & Dudek, 2006).

The clubhouse model of psychiatric rehabilitation has been extensively replicated throughout the United States as well as in over 300 clubhouses around the world, creating international community of clubhouses. Today Michigan has 45 clubhouses that associated with 18 different Prepaid Inpatient Health Plan (PIHP) providers in Michigan. Forty-four clubhouses participated in this survey. They are located in urban, suburban, and rural areas serving approximately 2836 active members, defined as those who attended the clubhouse at least once during the month of June 2010. There are a total of 3,704 clubhouse members who have listed their clubhouses in their Individual Plan of Service (IPOS). IPOS members differ from active members in that they participate in work-ordered days. For the purpose of this report, outcome percentages were calculated using 3,704 as the total membership figure.

Methods

With the support of Michigan Department of Community Health (MDCH), Michigan State University's clubhouse assessment team conducted a survey to collect information on a set of performance indicators based on Michigan's Medicaid requirements and a survey conducted by Mental Health Services Research, Evaluation, and Training Program of the University of Hawai'i for the Behavioral Health Administration of Hawai'i State Department of Health. The goal of this report is to quantitatively describe the program and performance indicators of clubhouses in Michigan. A second goal is to provide

clubhouses and stakeholders with information about how Michigan clubhouses are performing. And a third goal is to provide information that can stimulate discussion within each of the clubhouses about areas for improvement.

Data was collected on several dimensions: Organization, Staff, Membership, Employment, Education, Member Support Services, Housing or Living Situation, Outreach, Social and Recreational Activities and Social Connected in the Community. The survey items were reviewed by a small group of clubhouse staff and members prior to finalizing the instrument. They reviewed the instrument for the clarity of definitions in the variables being measured, the ease in which directors would be able to collect the information, and the utility of the information from the perspective of clubhouses using the information for quality improvement.

The survey was disseminated by the administrative office of Michigan Department of Community Health to the Executive Directors of Prepaid Inpatient Health Plans (PIHPs) and Community Mental Health Services Programs (CMHSPs) and the clubhouses with a request that the clubhouse directors complete the survey either on the paper and pencil form or through the electronic option of Survey Monkey. The survey was distributed in June and the final response was received in September, 2010. The data was to cover the period between July 1,

2009 and June 30, 2010 for data on employment, educational supports, housing, clubhouse sponsored volunteer activities, recipients of Michigan Rehabilitation Services (MRS) or Michigan Commission for the Blind (MCB), and social and recreational activities. For other variables such as the number of Work-Ordered Days, unduplicated active members, members receiving transportation services and outreach services, the period of coverage was for the month of June 2010.

Structural Program Indicators

The Structural Program Indicators provide descriptive information about the basic operating parameters of clubhouses. These indicators include: budget, length of operation and staffing.

Budget

The annual budget for the clubhouses varied widely from \$70,424 to \$1,074,487 with an average of \$466,275. The average cost per member, calculated by dividing the annual budget with the number of people receiving clubhouse services with their IPOS yielded a range from \$397 to \$16,111 with an average of \$6,935. It was noted that two clubhouses showed rather low annual budget per person (\$397 and \$771 respectively).

“I go to Clubhouse, which I have found to be a great source of support. They have taught me to believe in both my higher power and myself.”

–Donna

Table 1. Annual Budget

| PIHP | Clubhouse | Annual Budget | Annual Budget/IPOS |
|---------------------------------|--------------------------|---------------|--------------------|
| Access Alliance | Heartland House | \$351,533 | \$10,339 |
| | Opportunity Center | \$403,000 | \$3,875* |
| CMH Affiliation of Mid-Michigan | Charter House | \$812,500 | \$13,771 |
| CMH Central Michigan | New Journey | \$275,600 | \$4,445 |
| | Summit House | \$276,793 | \$4,856 |
| CMH Partnership of Southeast MI | Crossroads-Monroe | \$397,845 | \$12,433 |
| | Fresh Start | \$300,000 | \$6,122 |
| | Genesis House | \$380,000 | \$6,441 |
| | New Focus | NR | NR |
| Detroit-Wayne | A Place of Our Own | \$546,000 | \$7,378 |
| | Gathering Place | \$700,000 | \$5,932 |
| | Hope House | \$373,725 | \$2,768 |
| | Motor City | \$154,231 | \$771 |
| | Network Clubhouse | \$419,963 | \$3,783 |
| | New Directions | \$738,238 | \$9,588 |
| | Next Step Clubhouse | \$725,000 | \$8,631 |
| | Phoenix Friendship House | \$150,000 | \$397 |
| | Turning Point | \$859,000 | \$9,544 |
| | Inner City Clubhouse | \$380,388 | \$4,475 |
| Genesee Co CMH Services | Rainbow Connections | \$1,074,487 | \$6,175 |
| Lakeshore Behavioral Health | Lakeshore Clubhouse | \$618,020 | \$7,630 |
| | Muskegon Clubhouse | \$422,200 | \$14,073 |
| Lifeways | J-Town Clubhouse | \$555,443 | \$8,679 |

**The number of active members instead of IPOS was used to derive this number.*

Table 1. Annual Budget cont.

| PIHP | Clubhouse | Annual Budget | Annual Budget/IPOS |
|---------------------------------------|-----------------------------|------------------|--------------------|
| Macomb Co CMH Services | Crossroads- Warren | \$800,274 | \$12,312 |
| | Friendship Clubhouse | \$316,000 | \$4,213 |
| network180 | Sheldon House | \$650,000 | \$6,019 |
| North Care | Northern Lights | \$70,424 | \$1,258 |
| Northern Affiliation | Light of Hope | \$332,155 | \$7,381 |
| | New Horizons | \$331,094 | \$4,942 |
| | Petoskey Clubhouse | \$548,696 | \$7,126 |
| Northwest CMH Affiliation | Club Cadillac | \$292,109 | \$5,036 |
| | Traverse House | \$309,248 | \$3,682 |
| Oakland Co CMH Authority | Clubhouse Inspiration | \$467,591 | \$5,138 |
| | Dreams Unlimited | \$440,000 | \$4,583 |
| | Our House | \$429,996 | \$7,679 |
| | Visions Clubhouse | \$600,000 | \$5,405 |
| Saginaw Co CMH Authority | Bayside Lodge Clubhouse | \$370,000 | \$3,663 |
| Southwest MI Urban & Rural Consortium | Hopes and Dreams | \$315,000 | \$10,161 |
| | Pathways Clubhouse | \$854,577 | \$7,987 |
| | Circle of Friends Clubhouse | \$296,223 | \$7,795 |
| Thumb Alliance | Blue Water | \$515,000 | \$3,902 |
| | Harmony Hall | \$527,268 | \$11,717 |
| Venture Behavioral Health | Hope Center | \$437,034 | \$9,501 |
| | New Beginnings | \$499,429 | \$16,111 |
| | Outlook Clubhouse | \$200,000 | \$7,407 |
| Average | | \$466,275 | \$6,935 |

Length of Operation in Years

Clubhouses varied widely in length of operation, ranging from 2

years to 32 years with an average of 14 years. Less than 23% of the clubhouses in Michigan were developed in the past decade.

Table 2. Length of Program Operation

| PIHP | Clubhouse | Length of program (Years) |
|---------------------------------|--------------------------|---------------------------|
| Access Alliance | Heartland House | 15 |
| | Opportunity Center | 14 |
| CMH Affiliation of Mid-Michigan | Charter House | 32 |
| CMH Central Michigan | New Journey | 14 |
| | Summit House | 13 |
| CMH Partnership of Southeast MI | Crossroads-Monroe | 20 |
| | Fresh Start | 8 |
| | Genesis House | 17 |
| Detroit-Wayne | New Focus | NR |
| | A Place of Our Own | 10 |
| | Gathering Place | 16 |
| | Hope House | 3 |
| | Motor City | 7 |
| | Network Clubhouse | 3 |
| | New Directions | 2 |
| Genesee Co CMH Services | Next Step Clubhouse | 15 |
| | Phoenix Friendship House | 5 |
| | Turning Point | 20 |
| | Inner City Clubhouse | 7 |
| Lakeshore Behavioral Health | Rainbow Connections | 2 |
| | Lakeshore Clubhouse | 14 |

Table 2. Length of Program Operation cont.

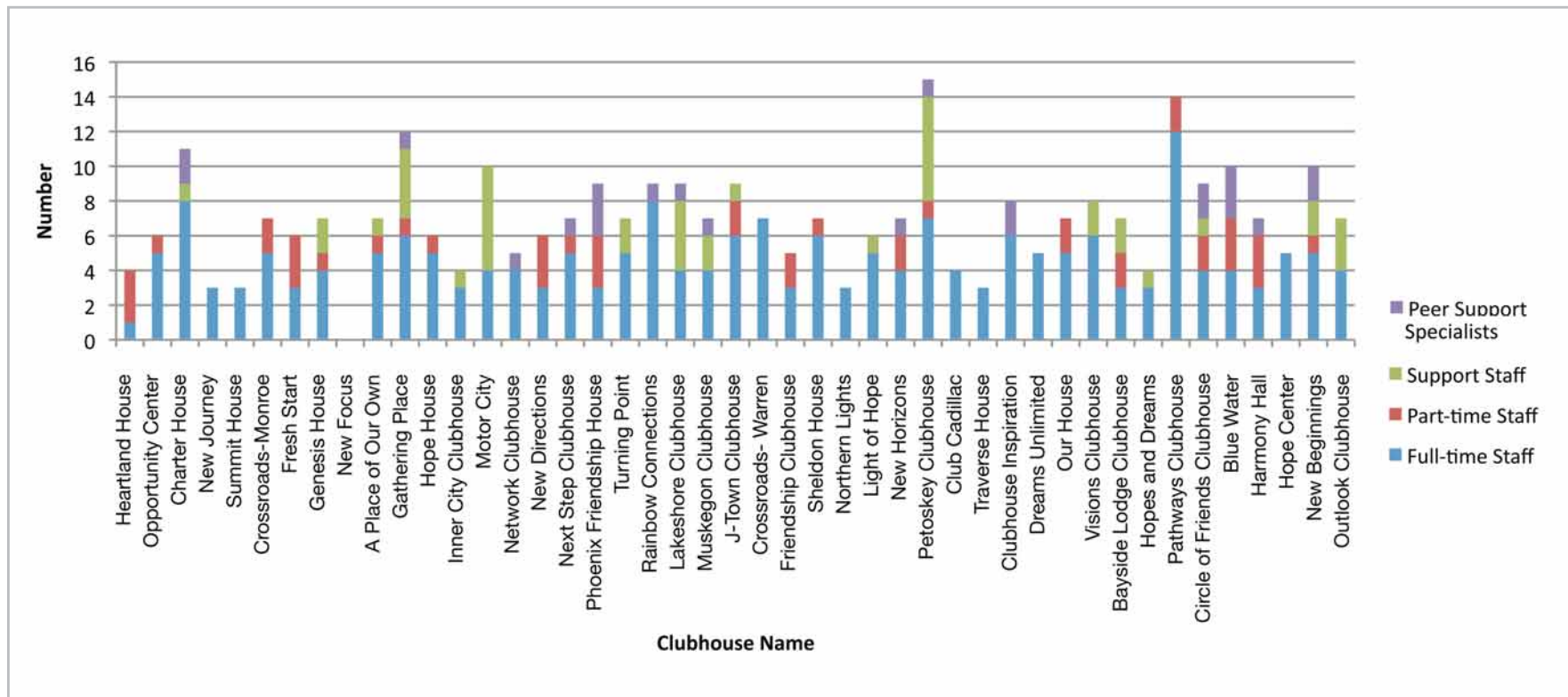
| PIHP | Clubhouse | Length of program (Years) |
|---------------------------------------|-----------------------------|---------------------------|
| | Muskegon Clubhouse | 11 |
| Lifeways | J-Town Clubhouse | 6 |
| Macomb Co CMH Services | Crossroads- Warren | 17 |
| | Friendship Clubhouse | 11 |
| network180 | Sheldon House | 20 |
| North Care | Northern Lights | 16 |
| Northern Affiliation | Light of Hope | 15 |
| | New Horizons | 16 |
| | Petoskey Clubhouse | 16 |
| Northwest CMH Affiliation | Club Cadillac | 17 |
| | Traverse House | 18 |
| Oakland Co CMH Authority | Clubhouse Inspiration | 12 |
| | Dreams Unlimited | 19 |
| | Our House | 17 |
| | Visions Clubhouse | 12 |
| Saginaw Co CMH Authority | Bayside Lodge Clubhouse | 19 |
| Southwest MI Urban & Rural Consortium | Hopes and Dreams | 16 |
| | Pathways Clubhouse | 17 |
| | Circle of Friends Clubhouse | 20 |
| Thumb Alliance | Blue Water | 11 |
| | Harmony Hall | 14 |
| Venture Behavioral Health | Hope Center | 20 |
| | New Beginnings | 17 |
| | Outlook Clubhouse | 8 |
| Total | | 620 |
| Average | | 14 |

Staffing

Data on staff were measured according to type of staff: full-time, part-time, support staff and peer support specialists. Full-time staff refer to those who worked more than 35 hours per week. Full time staff ranged from 1 to 12 staff with an average of 5. Part-time staff ranged from 0 to 3. Eighteen clubhouses utilized support staff (e.g., job

coaches and drivers) who were not involved in the work-ordered day activities. Support staff ranged from 0 to 6. A small number of clubhouses, 15 in all, utilized peer support specialists, inclusive of certified and non-certified peer specialists. The numbers of peer support specialists ranged from 0 to 3.

Figure 1. Staff



Operational Program Indicators

Operational program indicators describe the composition and functions of the clubhouses. They include aspects of membership and the member support services offered.

Membership

Membership specifically covered the number of active members, the number of new members in the month of June and the number of members who were MRS/MCB clients. This study also reports the number of members engaged in recreational activities sponsored by the clubhouse, the the number of members enrolled in formal education and the number of members hired by auspice agency. In the area of housing, the number of people living in group homes, the number of members who moved from group homes to more independent homes, and the number of members who are homeless were addressed.

Two numbers were used to measure membership: the number provided for the Individual Plan of Service (IPOS) and active members. Active members were defined as those who attended the work-ordered day at least once a month. The members who listed their clubhouse in their IPOS ranged from 27 to 378 with an average of 84.2 per

clubhouse. Active membership ranged from 15 to 163 with an average of 64.45. A total of 151 new members were recruited in the month of June 2010 across the state. The number of new members recruited ranged from 0 to 14 with an average of 3.43. Of 44 clubhouses, four clubhouses didn't have any new member joined their clubhouses during the month of June 2010.

Education. Membership can also be described by the number of members enrolled in some type of formal educational program. The percent of members enrolled in some type of formal education ranged from 0 to 22.4% with an average of 4.9%. Eight clubhouses reported having no one enrolled in formal education. The percentage of members who were assisted in furthering their educational goals ranged from 0% to 94.8% with an average of 6.7%.

Employment Support. Clubhouses where employment has a high priority often have members receiving supports from the Michigan Rehabilitation Services (MRS) or the Michigan Commission for the Blind (MCB). Of 44 clubhouses, four clubhouses did not have any members in the year enrolled as clients of either MRS or MCB. The percentages of members enrolled as MRS or MCB clients ranged from 0% to 22.4% with an average of 6.7%.

“All of the staff treated me like I was an important part of the clubhouse. They went an extra mile to support me.... The staff encouraged me to step outside of my comfort zone to do things I would never have attempted to do before I came there.”

-Erma

Table 3. Membership, Members in Formal Education, & Employment Support

| PIHP | Clubhouse | Members in IPOS | Active Member | New Member | Education | Employment Support |
|---------------------------------|--------------------------|-----------------|---------------|------------|---------------------------|-------------------------|
| | | | | | Members in formal Ed/IPOS | MRS or MCB clients/IPOS |
| Access Alliance | Heartland House | 34 | 32 | 0 | 2.9%(1) | 5.9%(2) |
| | Opportunity Center | 104 | 104 | 14 | 4.8%(5)* | 9.6%(10)* |
| CMH Affiliation of Mid-Michigan | Charter House | 59 | 57 | 4 | 0.00% | NA |
| CMH Central Michigan | New Journey | 62 | 56 | 3 | 1.6%(1) | 12.9%(8) |
| | Summit House | 57 | 47 | 0 | 5.3%(3) | 1.8%(1) |
| CMH Partnership of Southeast MI | Crossroads-Monroe | 32 | 20 | 1 | 0.00% | 3.1%(1) |
| | Fresh Start | 49 | 60 | 5 | 10.2%(5) | 22.4%(11) |
| | Genesis House | 59 | 61 | 1 | 1.7%(1) | 10.2%(6) |
| | New Focus | NR | NR | NR | NR | NR |
| Detroit-Wayne | A Place of Our Own | 74 | 69 | 4 | 9.5%(7) | 4.1%(3) |
| | Gathering Place | 118 | 114 | 3 | 3.4%(4) | 15.3%(18) |
| | Hope House | 135 | 40 | 2 | 5.2%(7) | 12.6%(17) |
| | Motor City | 200 | 74 | 6 | 4.0%(8) | 2.0%(4) |
| | Network Clubhouse | 111 | 35 | 3 | 0.00% | 5.4%(6) |
| | New Directions | 77 | 79 | 6 | 6.5%(5) | 5.2%(4) |
| | Next Step Clubhouse | 84 | 60 | 5 | 0.00% | 6.0%(5) |
| | Phoenix Friendship House | 378 | 60 | 5 | 1.1%(4) | 3.2%(12) |
| | Turning Point | 90 | 80 | 1 | 1.1%(1) | 2.2%(2) |
| | Inner City Clubhouse | 85 | 63 | 3 | 22.4%(19) | 10.6%(9) |
| Genesee Co CMH Services | Rainbow Connections | 174 | 163 | 8 | 5.2%(9) | 20.7%(36) |

*The number of active members instead of IPOS was used to derive these numbers.

Table 3. Membership, Members in Formal Education, & Employment Support cont.

| PIHP | Clubhouse | Members in IPOS | Active Member | New Member | Education | Employment Support |
|---------------------------------------|-----------------------------|-----------------|---------------|------------|---------------------------|-------------------------|
| | | | | | Members in formal Ed/IPOS | MRS or MCB clients/IPOS |
| Lakeshore Behavioral Health | Lakeshore Clubhouse | 81 | 54 | 3 | 1.2%(1) | 2.5%(2) |
| | Muskegon Clubhouse | 30 | 26 | 1 | 10.0%(3) | 3.3%(1) |
| Lifeways | J-Town Clubhouse | 64 | 61 | 4 | 7.8%(5) | 1.6%(1) |
| Macomb Co CMH Services | Crossroads- Warren | 65 | 134 | 9 | 4.6%(3) | 6.2%(4) |
| | Friendship Clubhouse | 75 | 86 | 6 | 5.3%(4) | 5.3%(4) |
| network180 | Sheldon House | 108 | 105 | 11 | 2.8%(3) | 1.9%(2) |
| North Care | Northern Lights | 56 | 41 | 1 | 7.1%(4) | 10.7%(6) |
| Northern Affiliation | Light of Hope | 45 | 43 | 2 | 2.2%(1) | 0.00% |
| | New Horizons | 67 | 59 | 1 | 0.00% | 4.5%(3) |
| | Petoskey Clubhouse | 77 | 59 | 1 | 11.7%(9) | 5.2%(4) |
| Northwest CMH Affiliation | Club Cadillac | 58 | 54 | 2 | 15.5%(9) | 5.2%(3) |
| | Traverse House | 84 | 62 | 1 | 4.8%(4) | 3.6%(3) |
| Oakland Co CMH Authority | Clubhouse Inspiration | 91 | 75 | 0 | 6.6%(6) | 6.6%(6) |
| | Dreams Unlimited | 96 | 94 | 7 | 4.2%(4) | 20.8%(20) |
| | Our House | 56 | 69 | 3 | 3.6%(2) | 7.1%(4) |
| | Visions Clubhouse | 111 | 111 | 4 | 1.8%(2) | 11.7%(13) |
| Saginaw Co CMH Authority | Bayside Lodge Clubhouse | 101 | 75 | 4 | 0.00% | 0.00% |
| Southwest MI Urban & Rural Consortium | Hopes and Dreams | 31 | 15 | 0 | 3.2%(1) | 0.00% |
| | Pathways Clubhouse | 107 | 107 | 5 | 15.0%(16) | 3.7%(4) |
| | Circle of Friends Clubhouse | 38 | 36 | 2 | 0.0% | 2.6%(1) |
| Thumb Alliance | Blue Water | 132 | 75 | 3 | 5.3%(7) | 4.5%(6) |
| | Harmony Hall | 45 | 22 | 1 | 2.2%(1) | 4.4%(2) |
| Venture Behavioral Health | Hope Center | 46 | 46 | 2 | 0.00% | 8.7%(4) |

Table 3. Membership, Members in Formal Education, & Employment Support cont.

| PIHP | Clubhouse | Members in IPOS | Active Member | New Member | Education | Employment Support |
|----------------|-------------------|-----------------|---------------|------------|---------------------------|-------------------------|
| | | | | | Members in formal Ed/IPOS | MRS or MCB clients/IPOS |
| | New Beginnings | 31 | 26 | 2 | 6.5%(2) | 16.1%(5) |
| | Outlook Clubhouse | 27 | 27 | 2 | 11.1%(3) | 3.7%(1) |
| Total | | 3,704 | 2,836 | 151 | 170 | 254 |
| Average | | 84.2 | 64.5 | 3.4 | 4.9% | 6.7% |

Visions of Hope



Housing Status

Housing status of members was also measured. There were 137 members who were homeless for the period between July 1, 2009 and

June 30, 2010. Nine hundred and six (31.9%) out of the 2836 active members live in group homes. One hundred fifty-one members moved from group homes to more independent living status in the year.

Table 4. Housing Status

| PIHP | Clubhouse | Homeless | In Group Home | Moved from Group Home to IH* |
|---------------------------------|--------------------------|----------|---------------|------------------------------|
| Access Alliance | Heartland House | 0 | 11 | 0 |
| | Opportunity Center | 35 | 22 | 8 |
| CMH Affiliation of Mid-Michigan | Charter House | 0 | 16 | 1 |
| CMH Central Michigan | New Journey | 2 | 8 | 5 |
| | Summit House | 0 | 8 | 1 |
| | Crossroads-Monroe | 0 | 4 | 0 |
| CMH Partnership of Southeast MI | Fresh Start | 6 | 16 | 0 |
| | Genesis House | 0 | 9 | 1 |
| | New focus | NR | NR | NR |
| Detroit-Wayne | A Place of Our Own | 0 | 44 | 6 |
| | Gathering Place | 1 | 28 | 8 |
| | Hope House | 2 | 48 | 6 |
| | Motor City | 2 | 27 | 8 |
| | Network Clubhouse | 3 | 5 | 3 |
| | New Directions | 8 | 13 | 4 |
| | Next Step Clubhouse | 0 | 35 | 0 |
| | Phoenix Friendship House | 2 | 15 | 7 |
| Turning Point | Turning Point | 0 | 28 | 6 |
| | Inner City Clubhouse | 13 | 30 | 4 |

Table 4. Housing Status cont.

| PIHP | Clubhouse | Homeless | In Group Home | Moved from Group Home to IH* |
|---------------------------------------|-----------------------------|----------|---------------|------------------------------|
| Genesee Co CMH Services | Rainbow Connections | 1 | 28 | 8 |
| Lakeshore Behavioral Health | Lakeshore Clubhouse | 1 | 21 | 1 |
| | Muskegon Clubhouse | 0 | 14 | 1 |
| Lifeways | J-Town Clubhouse | 0 | 17 | 8 |
| Macomb Co CMH Services | Crossroads- Warren | 0 | 55 | 7 |
| | Friendship Clubhouse | 1 | 46 | 8 |
| network180 | Sheldon House | 2 | 45 | 1 |
| North Care | Northern Lights | 0 | 8 | 5 |
| Northern Affiliation | Light of Hope | 2 | 6 | 1 |
| | New Horizons | 4 | 25 | 0 |
| | Petoskey Clubhouse | 10 | 9 | 0 |
| Northwest CMH Affiliation | Club Cadillac | 15 | 32 | 5 |
| | Traverse House | 9 | 24 | 2 |
| Oakland Co CMH Authority | Clubhouse Inspiration | 2 | 27 | 3 |
| | Dreams Unlimited | 0 | 17 | 6 |
| | Our House | 0 | 0 | 0 |
| | Visions Clubhouse | 0 | 30 | 4 |
| Saginaw Co CMH Authority | Bayside Lodge Clubhouse | 0 | 51 | 4 |
| Southwest MI Urban & Rural Consortium | Hopes and Dreams | 1 | 4 | 6 |
| | Pathways Clubhouse | 3 | 16 | NR |
| | Circle of Friends Clubhouse | 1 | 13 | 2 |
| Thumb Alliance | Blue Water | 7 | 4 | 1 |
| | Harmony Hall | 0 | 27 | 2 |

Table 4. Housing Status cont.

| PIHP | Clubhouse | Homeless | In Group Home | Moved from Group Home to IH* |
|---------------------------|-------------------|------------|---------------|------------------------------|
| Venture Behavioral Health | Hope Center | 1 | 9 | 1 |
| | New Beginnings | 3 | 7 | 4 |
| | Outlook Clubhouse | 0 | 4 | 3 |
| | Total | 137 | 906 | 151 |

* IH: Independent housing

* NR: Not Reported

“... I believe with the help of God and the support of my family, friends and clubhouse I will be able to make it and recover from my illness. I really must thank my clubhouse as they have helped me get employment and housing and have always supported me. They encouraged me to go from a group home to independent living and work towards my overall recovery.”

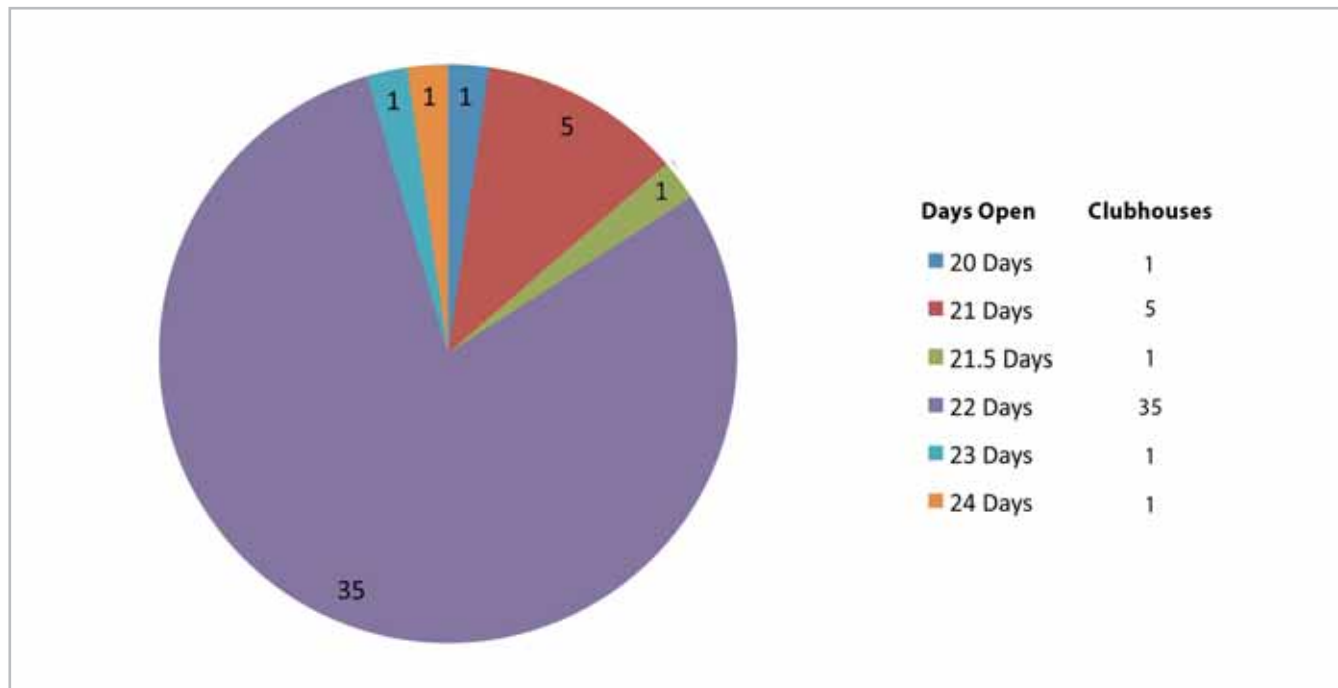
-Sheila

Implementation of Work-Ordered Day. This group of program Indicators includes: number of Work-Ordered Days in the month of June 2010, number of hours in a Work-Ordered Day, number of TE (transitional employment) positions available for members, and number of individuals in TE employed by the auspice agency.

Number of Work-Ordered Days in the month of June 2010.

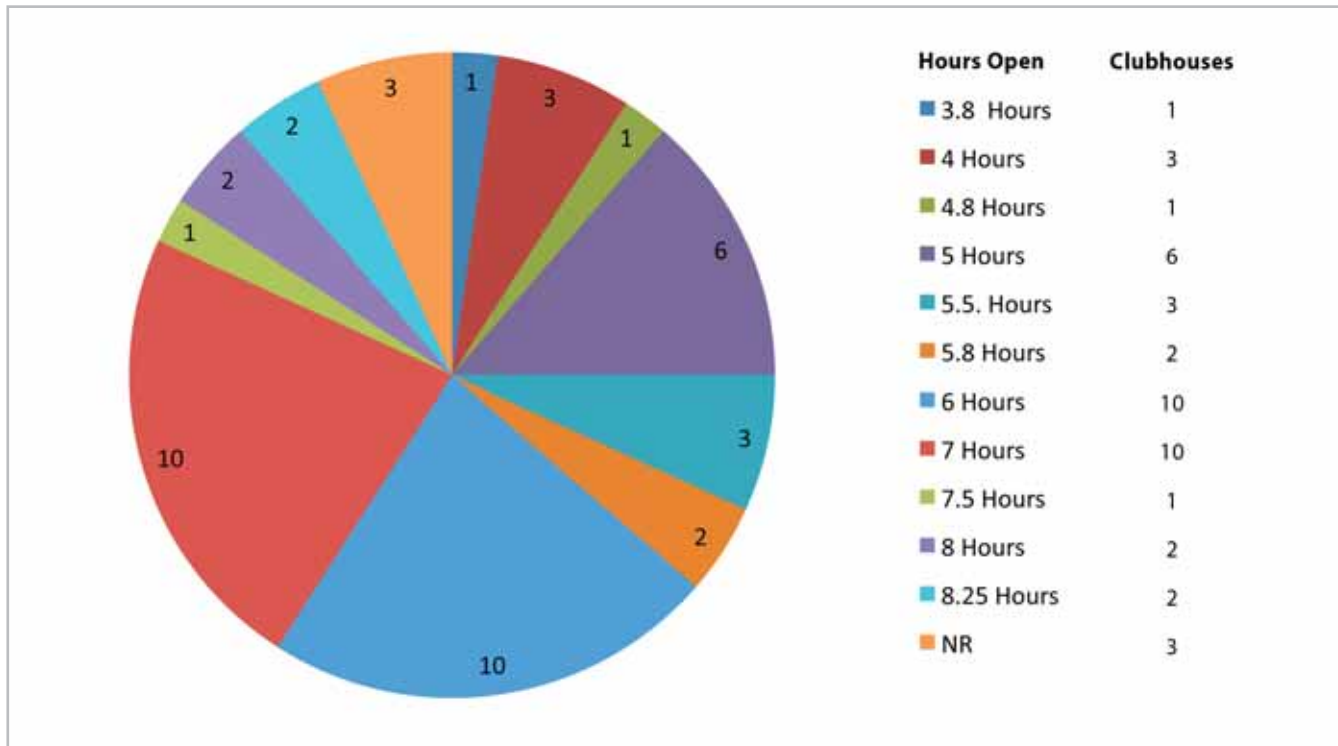
There was a little variation in the number of Work-Ordered Days (WODs) among 44 clubhouses. A majority of clubhouses (n = 35) had 22 work-ordered days during the month of June 2010. The number of WODs ranged from 20 to 24 days with an average of 21.9 days.

Figure 2: Number of Work-Ordered Days in June 2010



Number of hours in a Work-Ordered Day. The number of hours in a work-ordered day showed more variations among the clubhouses. The number ranged from 3.8 hours to 8.25 hours with an average of six hours.

Figure 3: Daily Hours per Work-Ordered Day



Transitional Employment. The number of TE positions available for members also varied. Twenty-seven clubhouses had TE position(s) available for their members. The number of individual TE positions available also showed variations, ranging from 0 to 24

with an average of 6.3 positions. Eighteen clubhouses had members working for their auspice agency. The number ranged from 0 to 77 with an average of 19.9 members.

Table 5. Number of Individual TE Positions

| PIHP | Clubhouse | Individual TE positions |
|---------------------------------|--------------------------|-------------------------|
| Access Alliance | Heartland House | 0 |
| | Opportunity Center | 2 |
| CMH Affiliation of Mid-Michigan | Charter House | 24 |
| CMH Central Michigan | New Journey | 0 |
| | Summit House | 0 |
| CMH Partnership of Southeast MI | Crossroads-Monroe | 0 |
| | Fresh Start | 2 |
| | Genesis House | 6 |
| | New Focus | NR |
| Detroit-Wayne | A Place of Our Own | 2 |
| | Gathering Place | 17 |
| | Hope House | 19 |
| | Motor City | 0 |
| | Network Clubhouse | 0 |
| | New Directions | 2 |
| | Next Step Clubhouse | 0 |
| | Phoenix Friendship House | 1 |
| | Turning Point | 0 |
| | Inner City Clubhouse | 9 |
| Genesee Co CMH Services | Rainbow Connections | 8 |
| Lakeshore Behavioral Health | Lakeshore Clubhouse | 0 |
| | Muskegon Clubhouse | 1 |
| Lifeways | J-Town Clubhouse | 0 |
| Macomb Co CMH Services | Crossroads- Warren | 2 |

Table 5. Number of Individual TE Positions cont.

| PIHP | Clubhouse | Individual TE positions |
|---------------------------------------|-----------------------------|-------------------------|
| | Friendship Clubhouse | 0 |
| network180 | Sheldon House | 0 |
| North Care | Northern Lights | 0 |
| Northern Affiliation | Light of Hope | 0 |
| | New Horizons | 10 |
| | Petoskey Clubhouse | 7 |
| Northwest CMH Affiliation | Club Cadillac | 8 |
| | Traverse House | 7 |
| Oakland Co CMH Authority | Clubhouse Inspiration | 1 |
| | Dreams Unlimited | 3 |
| | Our House | 0 |
| | Visions Clubhouse | 1 |
| Saginaw Co CMH Authority | Bayside Lodge Clubhouse | 3 |
| Southwest MI Urban & Rural Consortium | Hopes and Dreams | 0 |
| | Pathways Clubhouse | 7 |
| | Circle of Friends Clubhouse | 0 |
| Thumb Alliance | Blue Water | 3 |
| | Harmony Hall | 0 |
| Venture Behavioral Health | Hope Center | 0 |
| | New Beginnings | 0 |
| | Outlook Clubhouse | 0 |
| Total | | 145 |
| Average | | 6.3 |

Member Support Services

Member support services describe programmatic supports that members may receive from the clubhouse. They include transportation, involvement in health and wellness activities, outreach services by mail, email, or phone, and outreach services through face-to-face contact.

Transportation and outreach. During the month of June 2010, 2058 members in 43 clubhouses received transportation supports which were provided in the form of clubhouse vans, bus

tickets, mobility training, and assistance with utilizing public transportation. Forty-two clubhouses provide health and wellness programs and education to their members. A majority of clubhouses also put a great deal of effort to reach out to their members who were sick, inactive, or less active. Total 1915 members received outreach services through phone conversation, e-mail, and/or cards, while 292 members received face-to-face contact with members of the clubhouse community during the month of June 2010.

Table 6. Member Support Services (Outreach & Transportation)

| PIHP | Clubhouse | Outreach in June | | Rreceiving Transportation support in June |
|---------------------------------|--------------------|-----------------------------|---|---|
| | | Receiving Outreach services | Rreceiving Face-to-face contact outreach services | |
| Access Alliance | Heartland House | 5 | 0 | 27 |
| | Opportunity Center | 15 | 9 | 104 |
| CMH Affiliation of Mid-Michigan | Charter House | 49 | 3 | 12 |
| CMH Central Michigan | New Journey | 13 | 0 | 56 |
| | Summit House | 25 | 0 | 42 |
| CMH Partnership of Southeast MI | Crossroads-Monroe | 15 | 1 | 13 |
| | Fresh Start | 150 | 2 | 20 |
| | Genesis House | 22 | 2 | 54 |
| | New Focus | NR | NR | NR |
| Detroit-Wayne | A Place of Our Own | 28 | 0 | 48 |
| | Gathering Place | 46 | 2 | 118 |
| | Hope House | 41 | 135 | 120 |

Table 6. Member Support Services (Outreach & Transportation) cont.

| PIHP | Clubhouse | Outreach in June | | Receiving Transportation support in June |
|-----------------------------|--------------------------|-----------------------------|--|--|
| | | Receiving Outreach services | Receiving Face-to-face contact outreach services | |
| | Motor City | 68 | 12 | 100 |
| | Network Clubhouse | 100 | 30 | 25 |
| | New Directions | 52 | 3 | 65 |
| | Next Step Clubhouse | 17 | 2 | 76 |
| | Phoenix Friendship House | 400 | 0 | 0 |
| | Turning Point | 6 | 1 | 50 |
| | Inner City Clubhouse | 45 | 20 | 42 |
| Genesee Co CMH Services | Rainbow Connections | 19 | 3 | 109 |
| Lakeshore Behavioral Health | Lakeshore Clubhouse | 12 | 2 | 38 |
| | Muskegon Clubhouse | 11 | 0 | 10 |
| Lifeways | J-Town Clubhouse | 24 | 10 | 45 |
| Macomb Co CMH Services | Crossroads- Warren | 86 | 4 | 42 |
| | Friendship Clubhouse | 8 | 0 | 8 |
| Network180 | Sheldon House | 3 | 2 | 62 |
| North Care | Northern Lights | 19 | 0 | 21 |
| Northern Affiliation | Light of Hope | 20 | 3 | 29 |
| | New Horizons | 18 | 3 | 54 |
| | Petoskey Clubhouse | 40 | 0 | 54 |
| Northwest CMH Affiliation | Club Cadillac | 96 | 4 | 40 |
| | Traverse House | 17 | 0 | 20 |
| Oakland Co CMH Authority | Clubhouse Inspiration | 22 | 1 | 52 |
| | Dreams Unlimited | 24 | 3 | 13 |
| | Our House | 13 | 0 | 39 |
| | Visions Clubhouse | 17 | 2 | 58 |

Table 6. Member Support Services (Outreach & Transportation) cont.

| PIHP | Clubhouse | Outreach in June | | Receiving Transportation support in June |
|---------------------------------------|-----------------------------|-----------------------------|--|--|
| | | Receiving Outreach services | Receiving Face-to-face contact outreach services | |
| Saginaw Co CMH Authority | Bayside Lodge Clubhouse | 26 | 1 | 98 |
| Southwest MI Urban & Rural Consortium | Hopes and Dreams | 26 | 0 | 26 |
| | Pathways Clubhouse | 216 | 4 | 20 |
| | Circle of Friends Clubhouse | 6 | 1 | 31 |
| Thumb Alliance | Blue Water | 50 | 10 | 75 |
| | Harmony Hall | 9 | 1 | 43 |
| Venture Behavioral Health | Hope Center | 13 | 2 | 46 |
| | New Beginnings | 4 | 1 | 26 |
| | Outlook Clubhouse | 19 | 13 | 27 |
| Total | | 1915 | 292 | 2058 |

*NR: Not Reported
 * Y: Yes, N: No

Access to Clubhouse. Members’ access to clubhouse on week-ends, evenings and holidays were also assessed. The total number of days of holidays, weekends, and evenings each clubhouse was open for

the period between July 1, 2009 and June 30, 2010 showed significant variations among 43 clubhouses reporting. The number ranged from one day to 200 days with an average of 71.64 days.

Table 7. Access to Clubhouse

| PIHP | Clubhouse | Days of holidays, weekends, and evenings opened |
|---------------------------------|--------------------|---|
| Access Alliance | Heartland House | 60 |
| | Opportunity Center | 135 |
| CMH Affiliation of Mid-Michigan | Charter House | 67 |

Table 7. Access to Clubhouse cont.

| PIHP | Clubhouse | Days of holidays, weekends, and evenings opened |
|---------------------------------|--------------------------|---|
| CMH Central Michigan | New Journey | 43 |
| | Summit House | 33 |
| CMH Partnership of Southeast MI | Crossroads-Monroe | 24 |
| | Fresh Start | 70 |
| | Genesis House | 57 |
| | New Focus | NR |
| Detroit-Wayne | A Place of Our Own | 92 |
| | Gathering Place | 25 |
| | Hope House | 8 |
| | Motor City | 9 |
| | Network Clubhouse | 10 |
| | New Directions | 26 |
| | Next Step Clubhouse | 72 |
| | Phoenix Friendship House | 166 |
| | Turning Point | 10 |
| | Inner City Clubhouse | 96 |
| Genesee Co CMH Services | Rainbow Connections | 66 |
| Lakeshore Behavioral Health | Lakeshore Clubhouse | 90 |
| | Muskegon Clubhouse | 38 |
| Lifeways | J-Town Clubhouse | 60 |
| Macomb Co CMH Services | Crossroads- Warren | 103 |
| | Friendship Clubhouse | 30 |
| Network180 | Sheldon House | 125 |
| North Care | Northern Lights | 110 |
| Northern Affiliation | Light of Hope | 42 |

Table 7. Access to Clubhouse cont.

| PIHP | Clubhouse | Days of holidays, weekends, and evenings opened |
|---------------------------------------|-----------------------------|---|
| | New Horizons | 147 |
| | Petoskey Clubhouse | 101 |
| Northwest CMH Affiliation | Club Cadillac | 52 |
| | Traverse House | 115 |
| Oakland Co CMH Authority | Clubhouse Inspiration | 52 |
| | Dreams Unlimited | 82 |
| | Our House | 80 |
| | Visions Clubhouse | 27 |
| Saginaw Co CMH Authority | Bayside Lodge Clubhouse | 89 |
| Southwest MI Urban & Rural Consortium | Hopes and Dreams | 43 |
| | Pathways Clubhouse | 200 |
| | Circle of Friends Clubhouse | 61 |
| Thumb Alliance | Blue Water | 179 |
| | Harmony Hall | 53 |
| Venture Behavioral Health | Hope Center | 1 |
| | New Beginnings | 76 |
| | Outlook Clubhouse | 127 |
| Total | | 3152 |

Employment Support Services. A number of specific employment supports are part of member support services. They include: access to benefits counseling, job skills, help with job hunting and preparation of resume, transportation to job interviews, transportation to work, job development for individual members, coverage of

employee absentee, on-site job training/coaching, off-site job training/coaching and job support meetings.

Social and Recreational Activities. Social and recreational programs have been also part of program indicators. Clubhouses organized social and recreational activities outside of the work-ordered day

(e.g., on evenings, weekends, and holidays), and members would have the opportunity to participate in decision making process (e.g., voicing their thoughts on what types of activities they want to do.) When counting members multiple times, the total number of members who attended social or recreational activities in 42 clubhouses for

the period between July 1, 2009 and June 30, 2010 were 23,155. The number ranged from 15 to 2,770 members with an average of 551.3 members.

Table 8. Number of Members Participated in Soc./Rec. Activities

| PIHP | Clubhouse | Members participated in Soc./Rec. activities |
|---------------------------------|--------------------------|--|
| Access Alliance | Heartland House | 172 |
| | Opportunity Center | 978 |
| CMH Affiliation of Mid-Michigan | Charter House | NR |
| | New Journey | 232 |
| CMH Central Michigan | Summit House | 197 |
| | Crossroads-Monroe | 284 |
| CMH Partnership of Southeast MI | Fresh Start | 324 |
| | Genesis House | 714 |
| | New Focus | NR |
| | A Place of Our Own | 1028 |
| Detroit-Wayne | Gathering Place | 187 |
| | Hope House | 660 |
| | Motor City | 48 |
| | Network Clubhouse | 61 |
| | New Directions | 253 |
| | Next Step Clubhouse | 65 |
| | Phoenix Friendship House | NR |
| | Turning Point | 200 |

Table 8. Number of Members Participated in Soc./Rec. Activities cont.

| PIHP | Clubhouse | Members participated in Soc./Rec. activities |
|---------------------------------------|-----------------------------|--|
| | Inner City Clubhouse | 50 |
| Genesee Co CMH Services | Rainbow Connections | 156 |
| Lakeshore Behavioral Health | Lakeshore Clubhouse | 1064 |
| | Muskegon Clubhouse | 183 |
| Lifeways | J-Town Clubhouse | 483 |
| Macomb Co CMH Services | Crossroads- Warren | 757 |
| | Friendship Clubhouse | 130 |
| Network180 | Sheldon House | 1059 |
| North Care | Northern Lights | 779 |
| Northern Affiliation | Light of Hope | 373 |
| | New Horizons | 694 |
| | Petoskey Clubhouse | 1161 |
| Northwest CMH Affiliation | Club Cadillac | 614 |
| | Traverse House | 567 |
| Oakland Co CMH Authority | Clubhouse Inspiration | 337 |
| | Dreams Unlimited | 652 |
| | Our House | 1201 |
| | Visions Clubhouse | 334 |
| Saginaw Co CMH Authority | Bayside Lodge Clubhouse | 717 |
| Southwest MI Urban & Rural Consortium | Hopes and Dreams | 15 |
| | Pathways Clubhouse | 2770 |
| | Circle of Friends Clubhouse | 610 |
| Thumb Alliance | Blue Water | 1269 |
| | Harmony Hall | 508 |

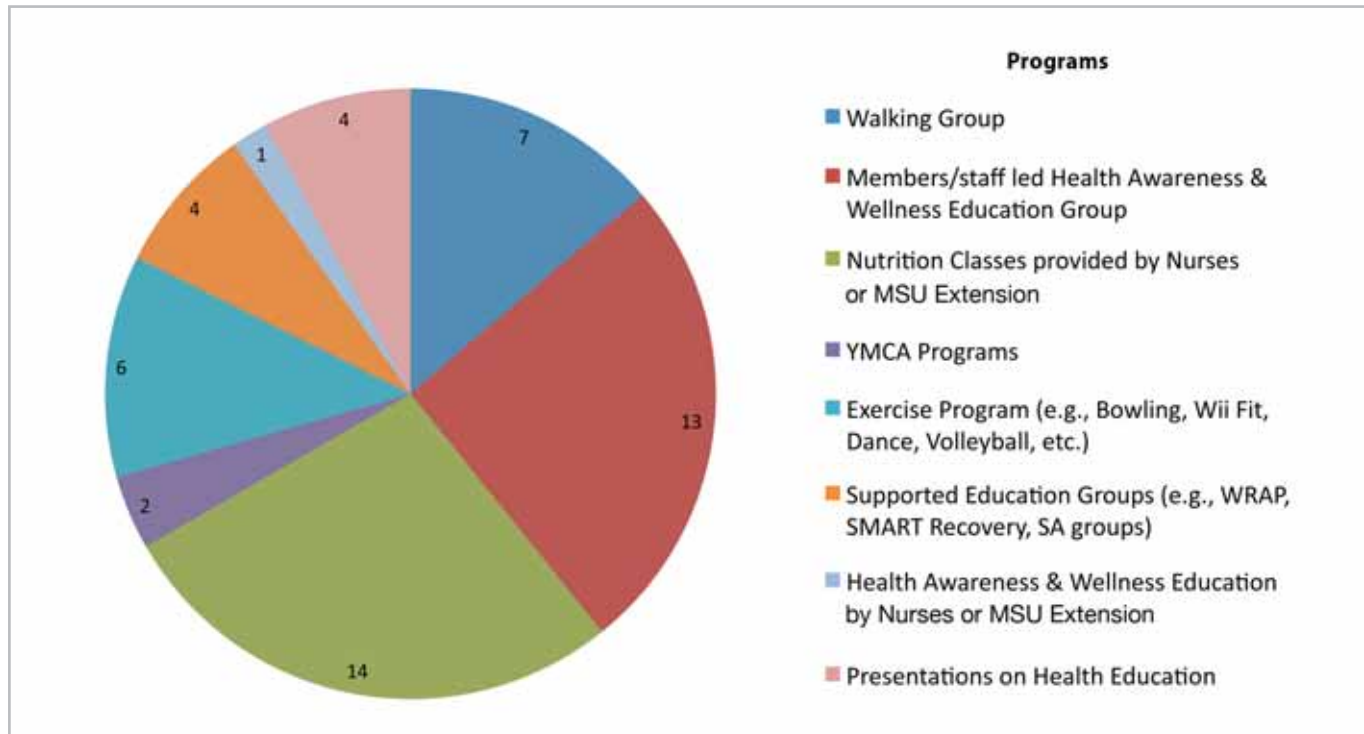
Table 8. Number of Members Participated in Soc./Rec. Activities cont.

| PIHP | Clubhouse | Members participated in Soc./Rec. activities |
|---------------------------|-------------------|--|
| Venture Behavioral Health | Hope Center | 24 |
| | New Beginnings | 487 |
| | Outlook Clubhouse | 758 |
| Total | | 23155 |

Health and Wellness Programs. Forty-two clubhouses provided a variety of health and wellness programs to their members. Fourteen clubhouses offered nutrition/healthy eating programs in their clubhouse community. Thirteen clubhouses provided health awareness

and wellness education programs. Seven clubhouses utilized walking group to help maintain and/or improve members’ physical health. Eleven clubhouses provided more than one health/wellness program in their clubhouse community.

Figure 4. Health and Wellness Programs



Clubhouse Performance Indicators

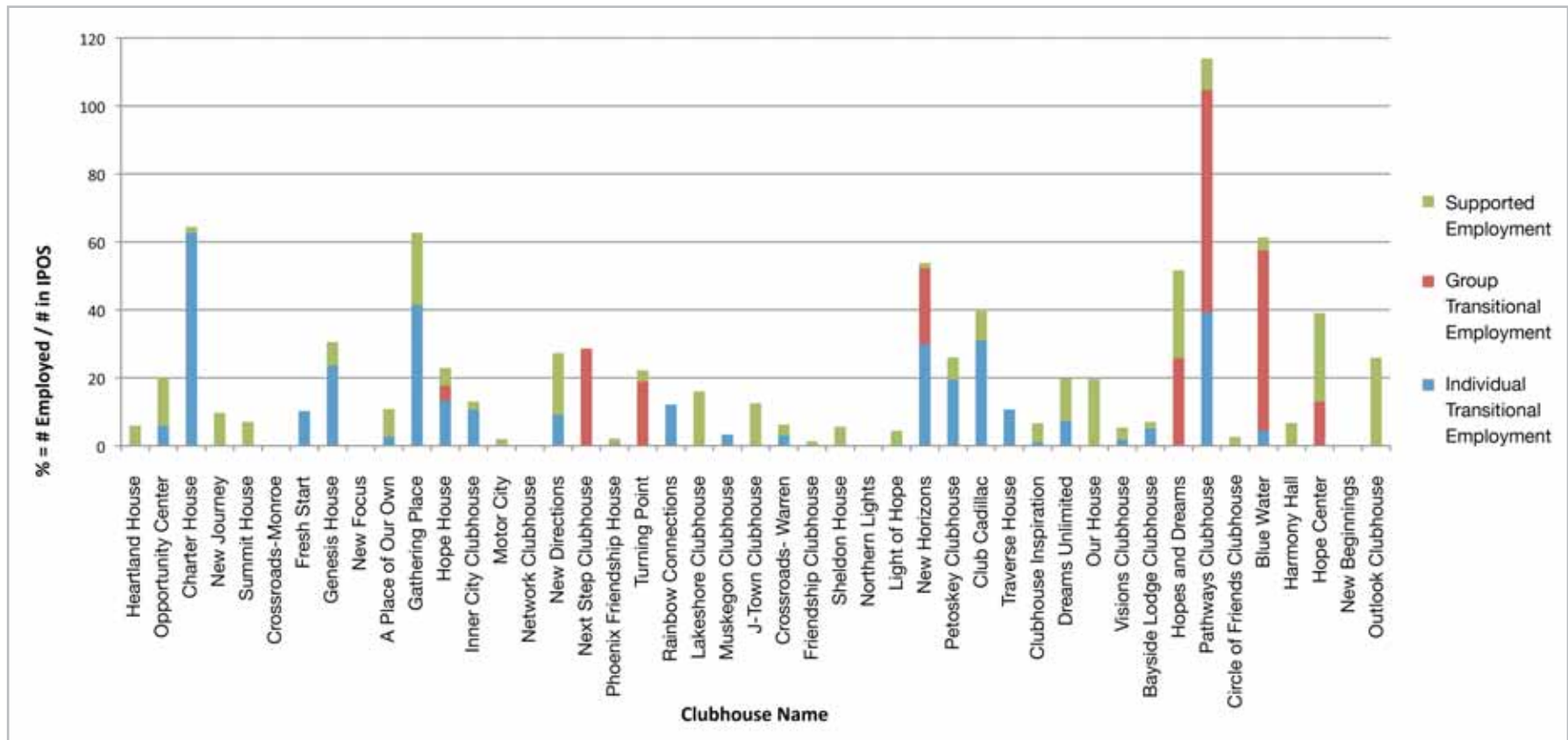
Clubhouse performance indicators in this survey include: cost per member, employment, education, enrollment with Michigan Rehabilitation Service, and housing/living situation. To enable comparative metrics across clubhouses, the number of members listed in the Individual Plan of Services (IPOS) was used as a denominator which provided percentages for most of the variables. The IPOS is the document that identifies the needs and goals of the individual beneficiary

and the medical necessity, amount, duration, and scope of the services and supports to be provided. For those who receive mental health and developmental disabilities services, the IPOS should be developed through a person-centered planning process (MDCH, 2009, p. 5).

Cost per member

The Annual Budget was divided by the members listed in the Individual Plan of Service to yield the average cost per member in the

Figure 5. Employment



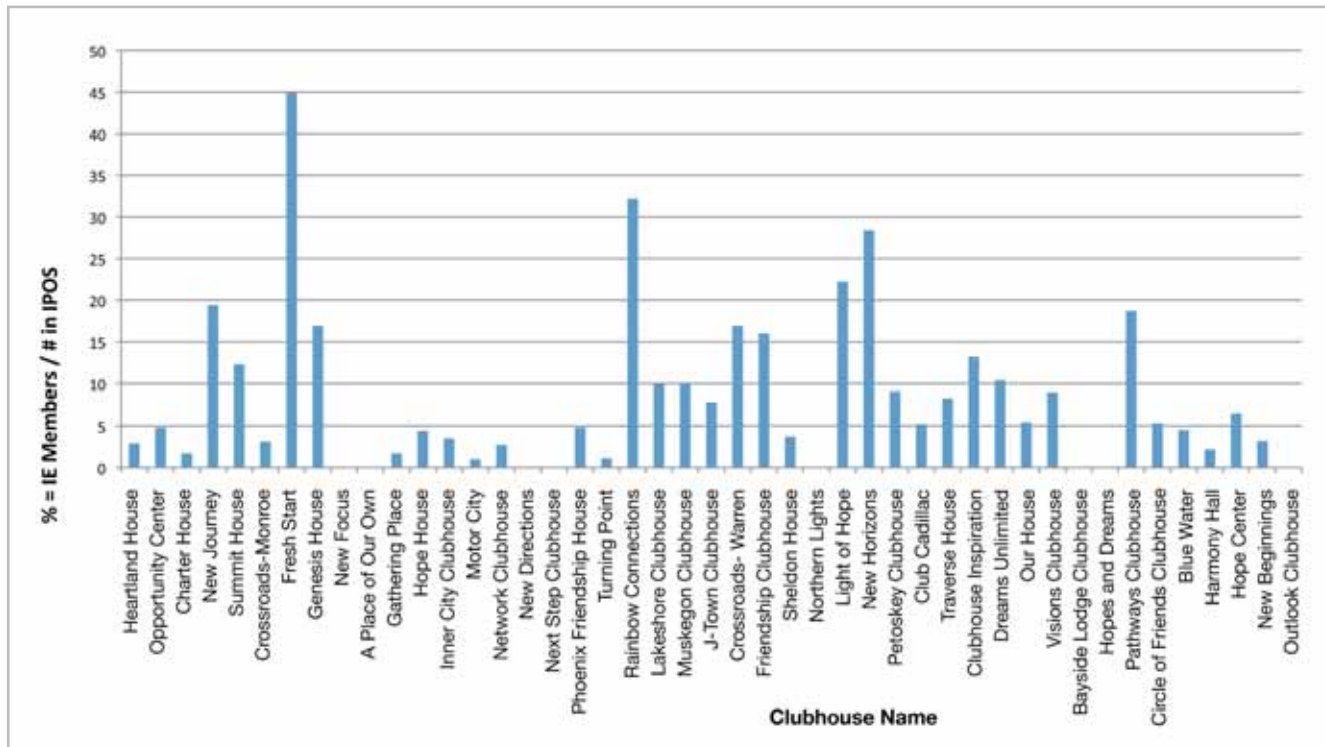
clubhouse. As mentioned earlier in this report, the cost ranged from \$397 to \$16,110 per member with an average cost of \$6,935.

Employment

Employment consisted of transitional employment of the individual and group type, supported employment, and independent employment. The percentage of members engaged in transitional employment of the individual type ranged from 0.5% to 62.7% with an average of 15.2%. Eight clubhouses reported having group transitional employment. The range was 4.4% to 65.4% with an average of 28.9%. Twenty-seven out of 44 clubhouses reported having transitional

employment (Individual TE and/or Group TE). Supported employment numbers ranged from 1.3% to 26.1% of the members participating with an average of 8.9%. Seven out of 44 clubhouses reported having no one participating in supported employment for the year. Independent employment is less accurately tracked within clubhouses as those working individuals' involvement with the clubhouses become less frequent and informal. The percentages of members engaged in independent employment ranged from 1% to 44.9% with an average of 10.1%. Nine out of 44 clubhouses reported no members holding independent employment. Four clubhouses had no members in any type of clubhouse sponsored employment.

Figure 6. Independent Employment

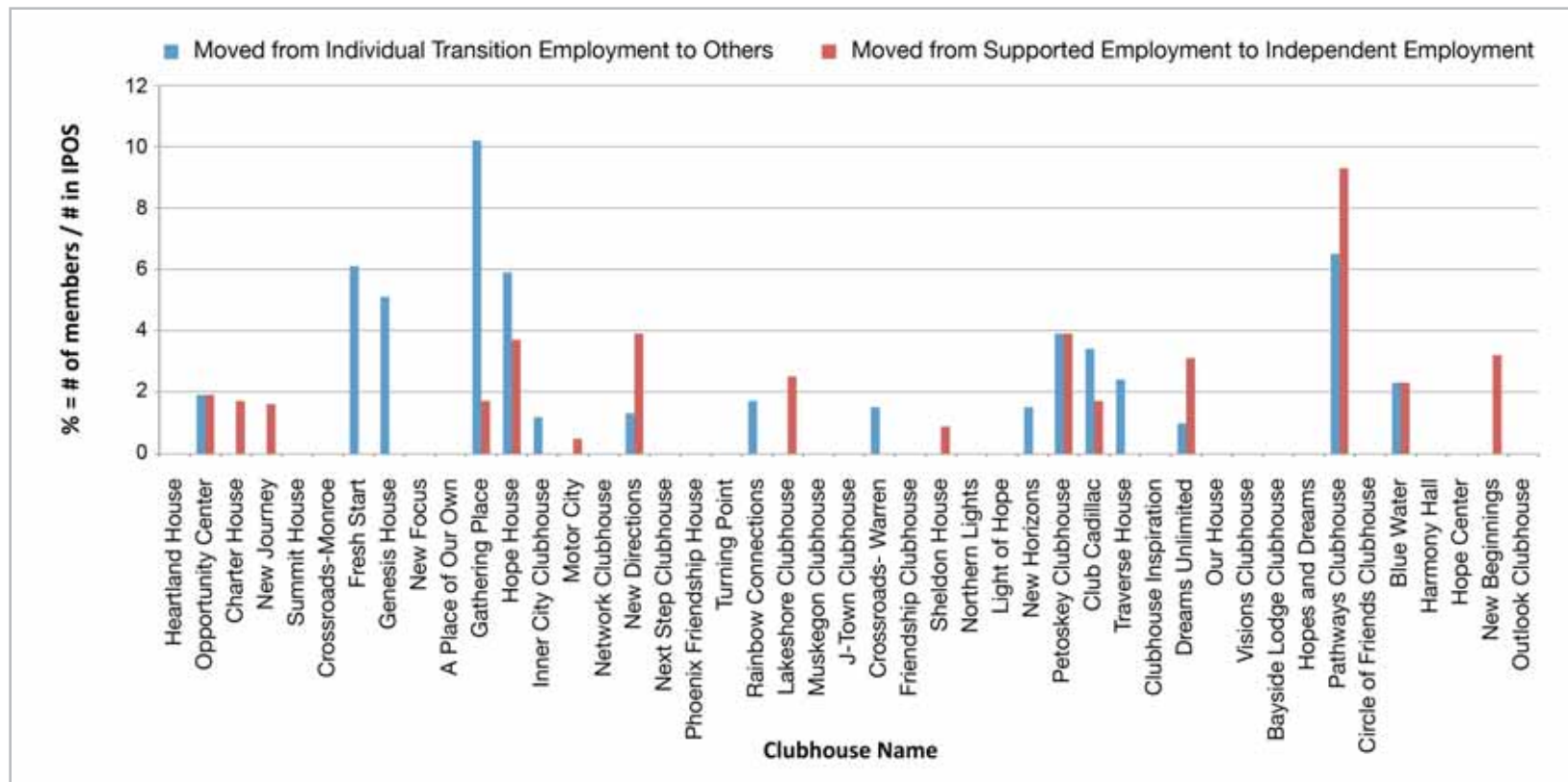


Sixteen clubhouses showed that they helped move members from transitional employment to another type of employment. The range was from 1% to 10.2% with an average of 3.5%. Fifteen clubhouses reported that they assisted members to move from supported employment to independent employment during the period between July 1, 2009 and June 30, 2010. The range was from 0.5% to 9.3% with an average of 2.8%.

“Wow - is exactly how I felt after not working at all for 6 years. I worked the T.E. at [a local pharmacy]. The manager was great. She made it possible for me to get my hours in around clubhouse meetings and others appointments. I am so glad that the club arranged this work opportunity. It made me feel I had some real normalcy in my life. It gave me a defined sense of worthiness, and it led to Independent employment.”

-Vickey

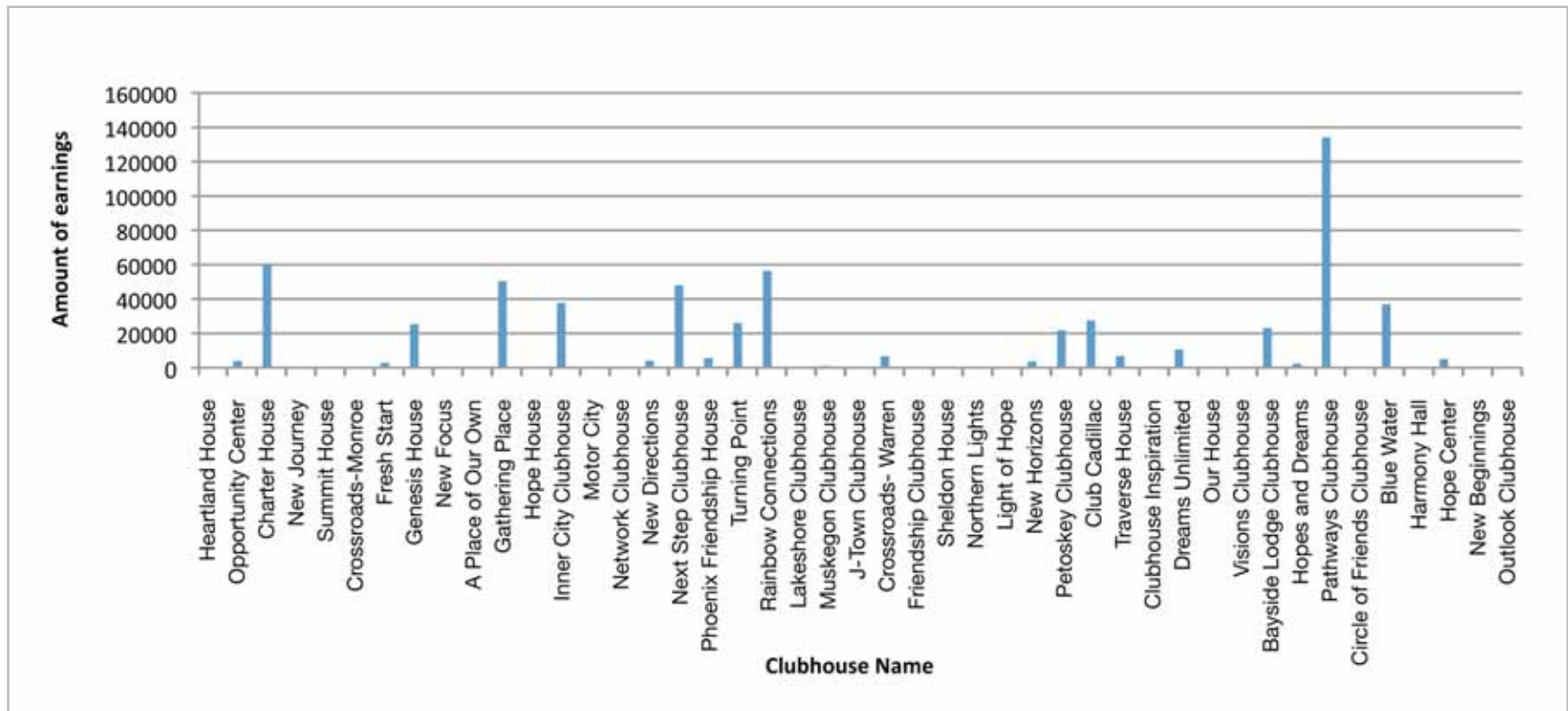
Figure 7. Changes in Employment



The total amount of earnings from individual and group transitional employment ranged from \$326 to \$134,108 for the year. The average earnings were \$25,008. The variability of clubhouses across each of the areas measured is especially notable with respect to earnings. The clubhouse with very high earnings has implemented employment services in a unique way where a few staff have been

predominantly dedicated their time to employment and having an entity embedded in the clubhouse that focused on employment. Thus while their earnings are reported under individual and group transitional employment, theirs is not a “pure” definition of TE. Likewise some of the others may not be earnings from the “pure” definition of TE as defined in the survey (See Appendix: The Survey).

Figure 8. Total Amount of Earnings from Individual and Group TE



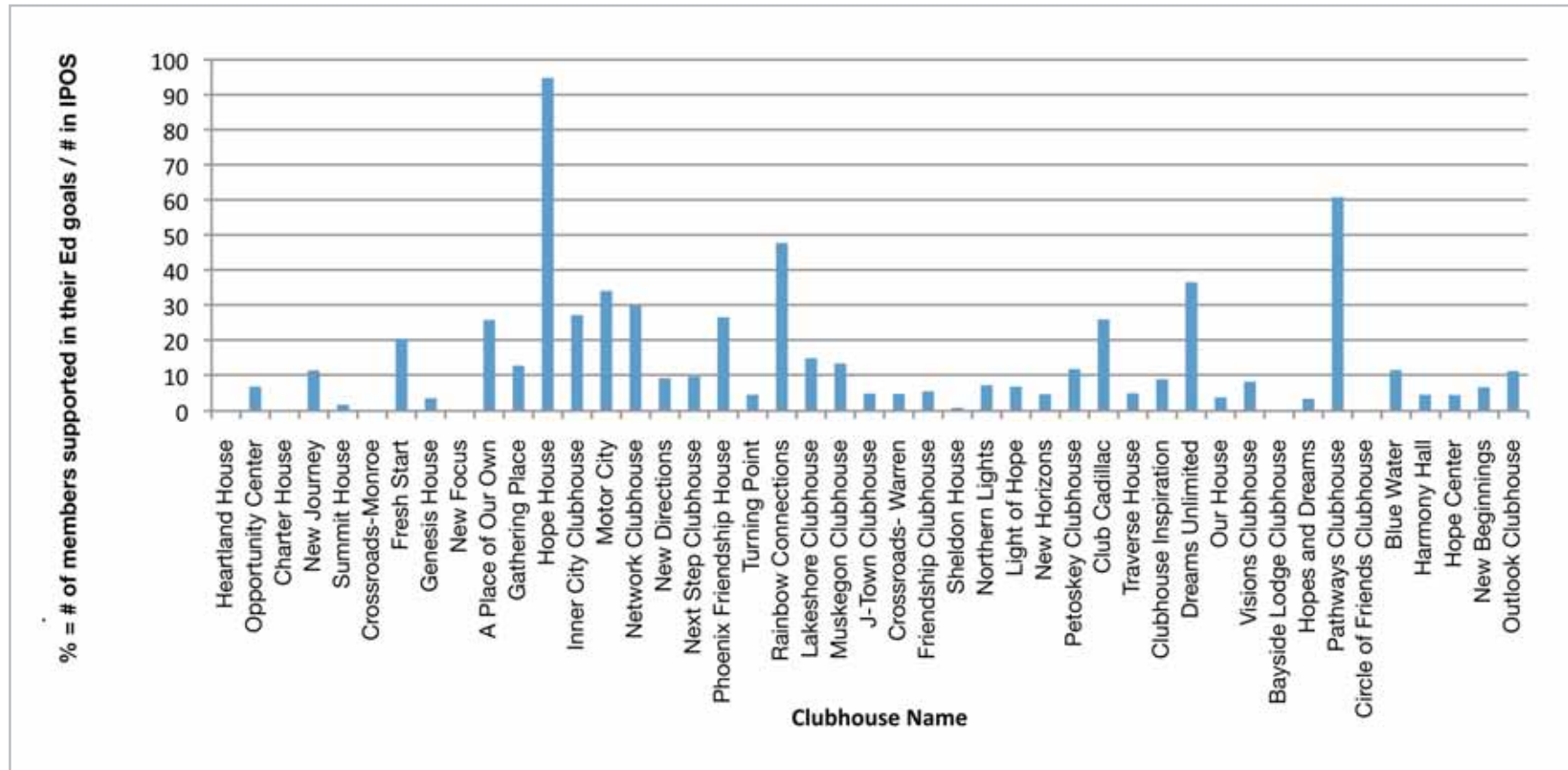
Education

Thirty nine clubhouses supported their members' educational goals. In these clubhouses, the percentage of members who were assisted in furthering their educational goals ranged from 0.9% to 94.8% with an average of 16.1%. Five clubhouses reported having no members receiving supports for their educational goals.

“When I do a T.E. it helps my self-esteem and mental health. It helps me learn some thing new. I feel that it gives me the opportunity and gives others the chance to learn. I’m grateful to the club and the employer for furnishing me with the opportunity to be useful.”

-Ron

Figure 9. Members Supported in Their Education



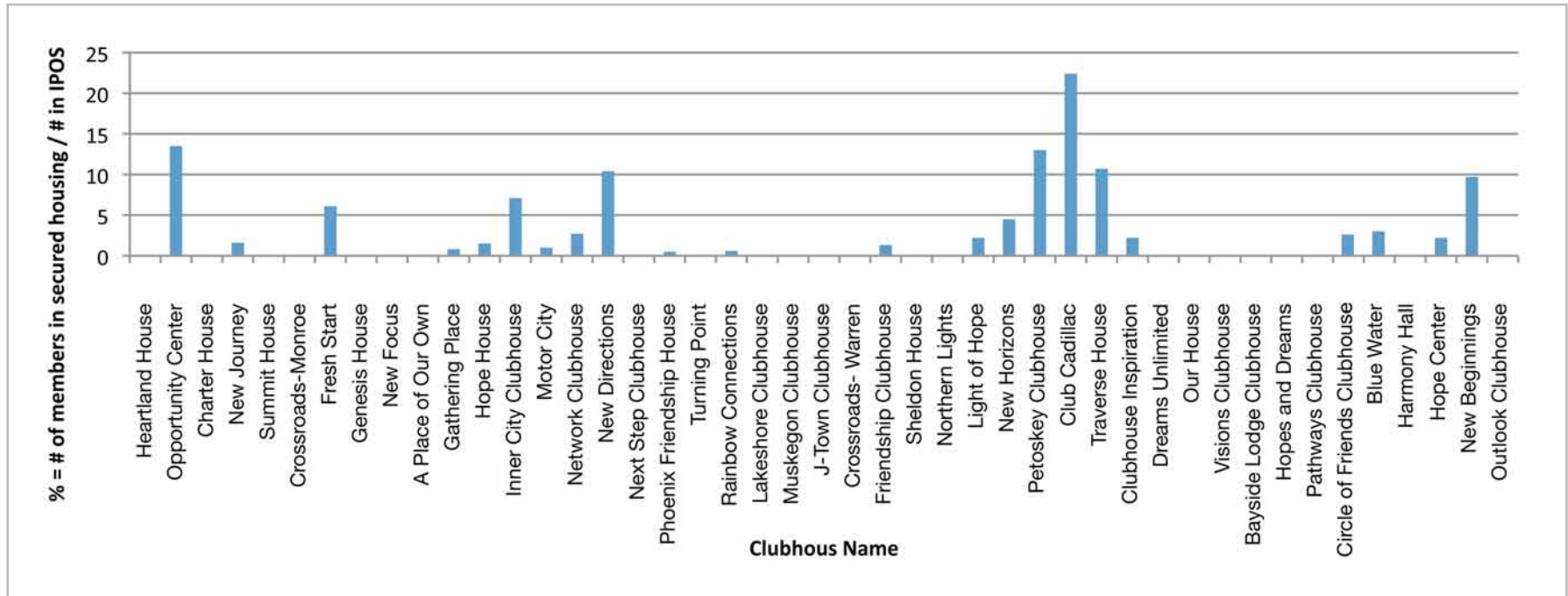
Housing/Living Situation

Twenty-two clubhouses have assisted members to secure housing. The percentages of members helped ranged from .5% to 22.4% with an average of 5.4%. Over the year, an average of 9% of the members were admitted into the hospital. Only one clubhouse reported that there was no member who was admitted into the hospital. The range was from 1.5% to 24.2% with an average of 9% per clubhouse.

“ The Clubhouse gave me the support and confidence I needed to live independently. The Clubhouse gave me a chance to work at a job which gave me the money to buy things for my apartment that I wanted to live in all by myself. ”

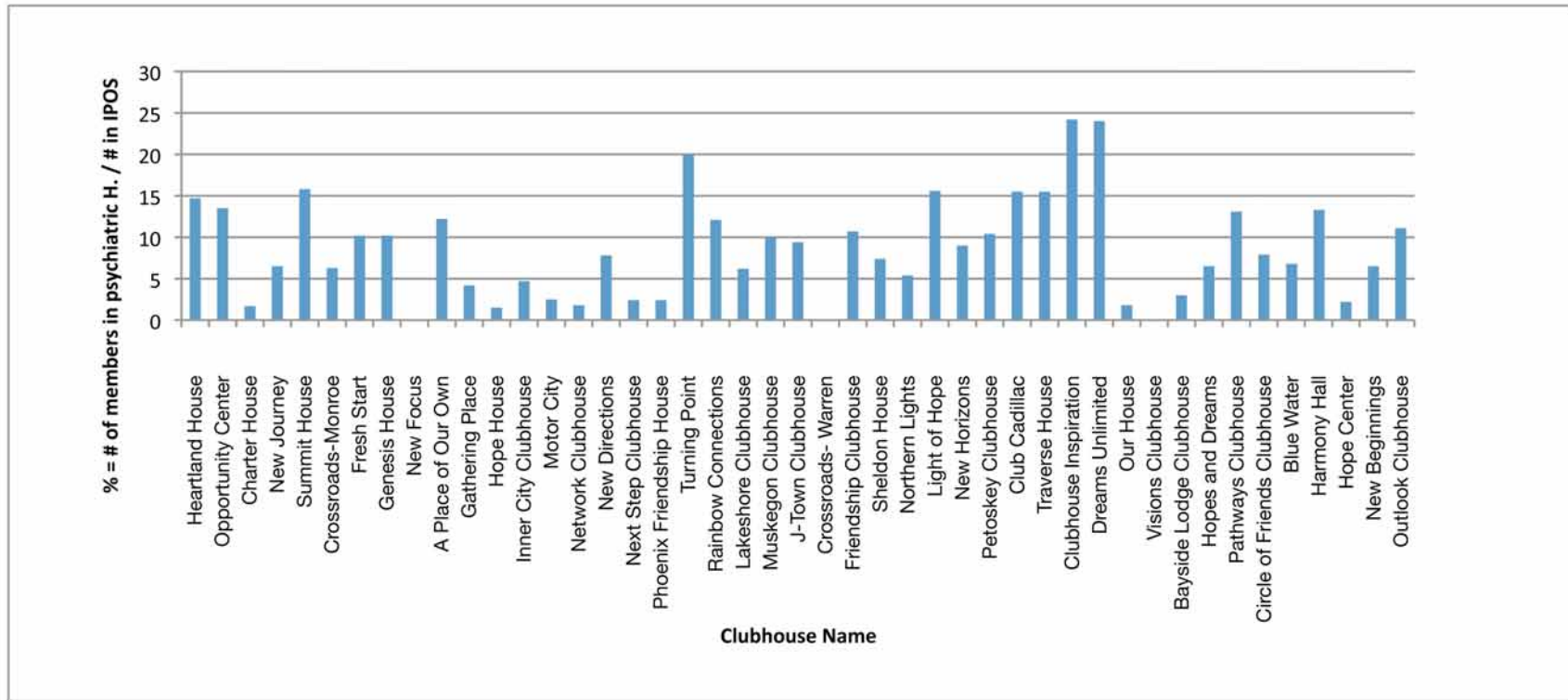
-Stella

Figure 10. Members Supported In Securing Housing



Psychiatric Hospitalization. A total of 294 members were admitted for psychiatric hospitalization during the period between July 31, 2009 and June 30, 2010. The number of members who were hospitalized varied among the clubhouses ranging from 0 to 23.

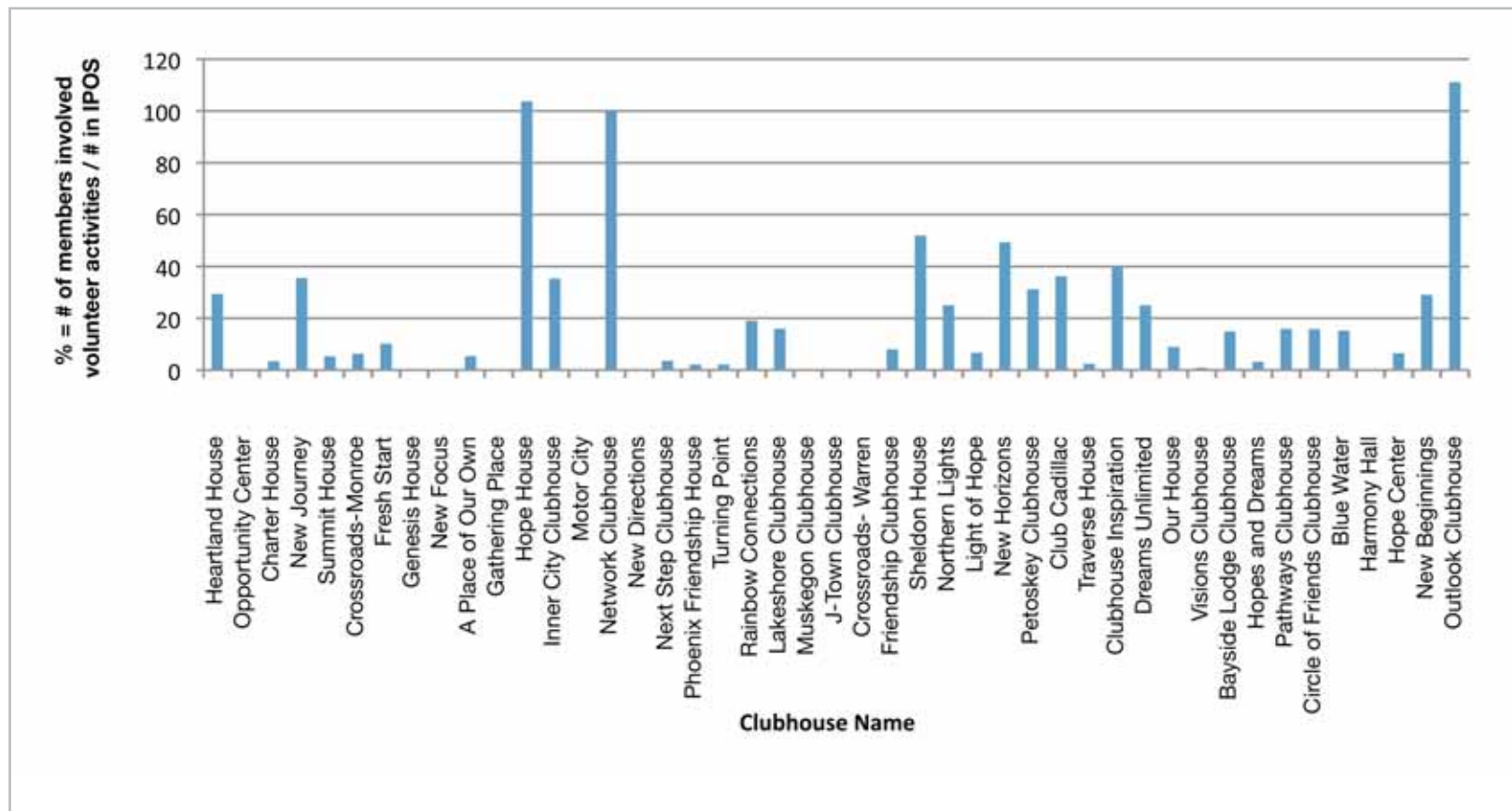
Figure 11. Psychiatric Hospitalization



Volunteer Activities

Thirty five clubhouses supported members who were interested in volunteer activities during the period between July 1, 2009 and June 30, 2010. The total number of members who were involved in clubhouse sponsored volunteer activities were 714 from 35 clubhouses.

Figure 12. Members Involved in Volunteer Activities



Conclusions

This report is the first to describe Michigan clubhouses' performance indicators and program indicators. This information provides a baseline from which clubhouses can follow across all of the indicators over time. The interpretation of this information is subject to caution. Readers should note that a number of factors that play into the figures provided. The first is the interpretation of terms, although some were explicitly defined in the survey. An example is Transitional Employment and hours worked and earnings from such employment. Clubhouses may have implemented employment services adhering to some aspects of TE but not all of its elements. The second factor is the variability of clubhouses' access to accurate programmatic data for this first survey. The third factor is the contextual settings under which clubhouses exist. Various structures that affect programmatic implementation may play a role in affecting some of the data provided. For example, the building in which the clubhouse exists may prohibit access to the program on certain holidays or weekends.

Nevertheless, clubhouses in Michigan provided a wide array of member supports such as outreach services, transportation services, and health/wellness programs, as well as community based vocational and educational opportunities, although there were variations in the number of services and opportunities each clubhouse provided. Over time, it is hopeful that the data provided will have increased accuracy and provide increased awareness about the status of Michigan clubhouse implementation and performance indicators.



References

- Beard, J. H., Propst, R., & Malamud, T. J. (1982). The Fountain House model of psychiatric rehabilitation. *Psychosocial Rehabilitation Journal*, 5, 47-53.
- Bolton, B. & Roessler, R. (1986). The work personality profile. Factor scales, reliability, validity, and norms, *Vocational Evaluation and Work Adjustment Bulletin*, 19, 143-149.
- Larsen, J. D., Raab, D., Subica, A., Merriam, K. R., & Claypoole, K. (2009, March). Program and performance indicators of Hawai'i Clubhouses: Fiscal year 2008. (Report No. 090322). Honolulu, HI: University of Hawai'i at Manoa, Mental Health Services Research, Evaluation, and Training Program.
- Lucca, A.M.(2000). Clubhouse fidelity index: Preliminary reliability and validity results. *Mental Health Services Research*, 2(2), 89-94.
- Macias, C., Barreira, P., Alden, M., & Boyd, J. (2001). Benchmarks of mental health organizational performance: A practical approach to setting goals for psychiatric rehabilitation. *Psychiatric Services*, 52, 207-213.
- McKay, C. E., Johnsen, M., Banks, S., & Stein, R. (2006). Employment transitions for clubhouse members. *Work*, 26, 67-74.
- Michigan Department of Community Health (2009, July). Medicaid Provider Manual. Retrieved from http://www.michigan.gov/mdch/0,1607,7-132-2945_5100-87572--,00.html
- Schonebaum, A.D., Boyd, J.K, & Dudek, K.J. (2006). Comparison of competitive employment outcomes for the clubhouse and PACT models. *Psychiatric Services*, 57, 1416-1420.
- Vandiver, V., Kates, J., Snider, C.C., Weiss, C. & Snider, R. (1995). Enhancing quality of life for adults with traumatic brain injury: The 'clubhouse' model as a rehabilitation tool to promote empowerment. Poster session co-presented at International Society for Quality of Life Research Conference, Montreal, Canada: Vandiver, Weiss, Cristoforo-Snider, Kates and Snider.

Appendix

Clubhouse Profile

*** 1. Please fill out your Clubhouse profile.**

Name of Director:

Clubhouse Name:

Year Clubhouse Opened:

Clubhouse Address:

City/Town:

State:

ZIP:

Auspice Agency Name:

Email Address:

Phone Number:

*** 2. Provide the annual operation budget for the current fiscal year.**

Staff Characteristics

*** 3. How many full-time unit staff including the Director do you have?**
(Full-time employees are those who work more than 35 hours per week.)

*** 4. How many part-time staff do you have?**
(Part-time employees are those who work less than 35 hours per week.)

*** 5. Do you have other support staff (e.g., job coaches from your auspice agency, drivers, etc.) who are not involved in Work-Ordered-Day activities of the Clubhouse?**
(If you have none, skip the question #6 and go directly to the question #7.)

Yes

No

6. If so, how many support staff do you have?

7. Do you have any peer specialist(s) hired by your Clubhouse?
(If you have none, skip the question #8 and go directly to the question #9.)

Yes

No

8. If yes, how many peer specialists do you have?

Membership

- * 9. Indicate the total number of members who listed your Clubhouse in their IPOS (Individual Plan of Service).**

- * 10. Indicate the total number of unduplicated active* members who attended the Work-Ordered Day during the month of June 2010.**
(*Active defined as attend at least once a month.)

- * 11. Indicate the number of Work-Ordered Days (Monday through Friday, excluding holidays) in June 2010.**

- * 12. Indicate the daily hours per each Work-Ordered Day (WOD) in June 2010.**

| | Monday | Tuesday | Wednesday | Thursday | Friday |
|------------------------|----------------------|----------------------|----------------------|----------------------|----------------------|
| Daily Hours of the WOD | <input type="text"/> | <input type="text"/> | <input type="text"/> | <input type="text"/> | <input type="text"/> |

- * 13. Provide the total number of new members in June 2010.**

Employment

Competitive employment is the goal of each Clubhouse. Following are the descriptions of these various types of employment defined by the Michigan Department of Community Health (MDCH) and the International Center for Clubhouse Development (ICCD). Please use the following definitions to complete the questions:

Transitional employment (TE) is defined as a "model of supported employment specific to persons with mental illness. It involves multiple part-time work placements with community based employers, paid by the employer. Support services are provided by a clubhouse program prior to and concurrent with the transitional employment experiences. Follow along support would be available through the psychosocial clubhouse for subsequent full-time placement." A TE job is a time-limited opportunity, usually 6-9 months in duration. TE positions belong to the Clubhouse. In TE the Clubhouse develops and maintains a relationship with the employer and provides on-site training and support. Absence coverage is a key feature of the model.

Supported Employment(SE)job is an employment opportunity that is not time-limited. The position belongs to the member. There is a competitive element to the interview process. In SE the Clubhouse develops and maintains a relationship with the employer and assists with job site development and sometimes training. SE jobs may be full or part-time. The Clubhouse does not provide absence coverage.

Group Placement "consists of a small group (8 or fewer individuals) which move from site to site to perform work. The crew has their own equipment and job training and supervision are usually the responsibility of the service provider agency." In Group Placements, a variation of Transitional Employment, the Clubhouse has a relationship with the employer, and the work and/or jobs are facilitated through the Clubhouse. Members get support from the Clubhouse both on and off-site.

Independent Employment (IE) is a job for which the clubhouse provides support as requested by the member. There are

no on-job-site services or responsibility to an employer. IE is distinguished from SE by the lack of a relationship between the employer and the clubhouse and absence of on-site supports. In IE, members participate in a fully competitive interview.

14. How many TE positions have you had for the period between July 1, 2009 and June 30, 2010?

15. How many members were employed in TE for the period between July 1, 2009 and June 30, 2010?

16. Provide the cumulative scheduled hours of participation in TE during the period between July 1, 2009 and June 30, 2010.

17. How many members were involved in Group Placement during the period between July 1, 2009 and June 30, 2010?

18. Provide the cumulative scheduled hours of participation in Group Placement during the period between July 1, 2009 and June 30, 2010.

19. Among members who were employed in TE and Group Placement, how many members have worked with your auspice agency during the period between July 1, 2009 and June 30, 2010?

20. How many members were employed in Supported Employment (SE) during the period between July 1, 2009 and June 30, 2010?

21. Provide the cumulative scheduled hours of participation in Supported Employment (SE) during the period between July 1, 2009 and June 30, 2010.

22. How many members were employed in Independent Employment (IE) during the period between July 1, 2009 and June 30, 2010?

23. How many members were moved from Transitional Employment (TE) to any other types of employment during the period between July 1, 2009 and June 30, 2010?

24. How many members were moved from Supported Employment (SE) to Independent Employment (IE) during the past year?

Earnings

This section asks about amount earned (gross pay) from the following employment placements.

25. Provide total amount earned from all Transitional Employment (TE) placements during the period between July 1, 2009 and June 30, 2010.

26. Provide total amount earned from all group placements for the period between July 1, 2009 and June 30, 2010.

Employment Support

27. Indicate the types of employment supports provided by the clubhouse:(Please check all that apply)

- | | | |
|---|---|---|
| <input type="checkbox"/> Access to Benefits Counseling | <input type="checkbox"/> Transportation to Work | <input type="checkbox"/> Off-site Job Training/Coaching |
| <input type="checkbox"/> Job Skills (e.g., interviewing, applying online) | <input type="checkbox"/> Job Development for Individual Members | <input type="checkbox"/> Job Support Meetings (e.g., employment dinner) |
| <input type="checkbox"/> Help with Job Hunting/Resume | <input type="checkbox"/> Coverage of Employee Absentee | |
| <input type="checkbox"/> Transportation to Job Interviews | <input type="checkbox"/> On-site Job Training/Coaching | |

Educational Supports

Informal education includes assistance with basic skill building such as reading, writing, and math skills.

*** 28. How many members were enrolled in formal education for the period between July 1, 2009 and June 30, 2010?**

*** 29. How many members were assisted by the clubhouse to further their educational goals for the period between July 1, 2009 and June 30, 2010?**

Member Support/ Services

Count each member only once during the reporting period, even if they received more than one support.

*** 30. How many members were provided transportation supports in June 2010?**
(Transportation supports include transportation-related supports provided in the form of Clubhouse vans, bus tickets given to members, mobility training, and assistance with utilizing public transportation.)

*** 31. How many members were involved in Clubhouse sponsored volunteer activities for the period between July 1, 2009 and June 30, 2010?**

*** 32. How many members were MRS (Michigan Rehabilitation Services) or MCB (Michigan Commission for the Blind) clients or the period between July 1, 2009 and June 30, 2010?**

33. Does your Clubhouse provide health and wellness programs and/or education? (If your answer is no, skip the question #34 and go to the question #35.)

Yes

No

34. If yes, describe the health promotion and wellness program/education currently utilized in your Clubhouse.

Housing or Living Situation/ Hospitalization/ Incarceration

*** 35. How many members were ever homeless for the period between July 1, 2009 and June 30, 2010?**

*** 36. How many homeless members have secured housing with Clubhouse assistance for the period between July 1, 2009 and June 30, 2010?**

37. How many members are currently living in group home settings (e.g., AFC homes)?

38. How many members have moved from group homes to more independent homes for the period between July 1, 2009 and June 30, 2010?

*** 39. How many members were admitted for psychiatric hospitalization for the period between July 31, 2009 and June 30, 2010?**

40. How many members were ever incarcerated for the period between July 1, 2009 and June 30, 2010?

Outreach

*** 41. How many members were provided outreach services through phone conversation, e-mail, and/or cards in June 2010?**

*** 42. How many members were provided face-to-face contact outreach services in June 2010?**

Social & Recreational Activities

*** 43. How many members attended social or recreational activities held on Saturdays, Sundays, evenings, and holidays for the period between July 1, 2009 and June 30, 2010? (Note that this will involve counting members multiple times.)**

*** 44. Access to Clubhouse:**

Provide total number of Saturdays, Sundays, evenings, and holidays the Clubhouse was open for the period between July 1, 2009 and June 30, 2010.

Social Connectedness

45. Do you have any program (e.g., community inclusion programs) through which members can be connected to and supported by others in the community such as family, friends, and mentors?

Yes

No

46. If yes, describe ways that the Clubhouse promotes members' social connectedness and increases social support for its members.

Comments

In the space provided below, please describe circumstances, procedures, and practices that may better inform the reader around the following dimensions being measured in the Performance Indicator Survey.

47. Active Membership

48. Employment, Earnings, and Employment Support

49. Educational Support

50. Community Supports

51. Homelessness, Hospitalizations, and Incarcerations

52. Outreach

53. Decision Making and Recreational Activities

54. Other

This survey is supported by funds from Substance Abuse and Mental Health Services Administration, Center for Mental Health Services, through the Michigan Department of Community Health.

